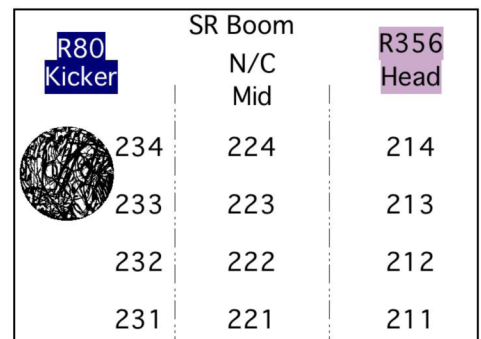
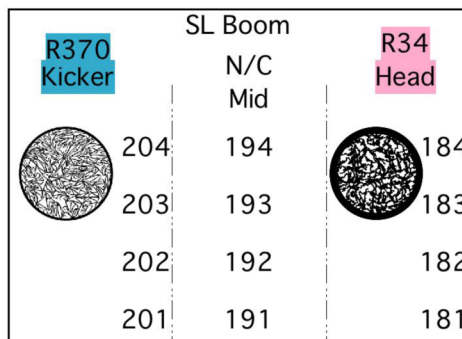
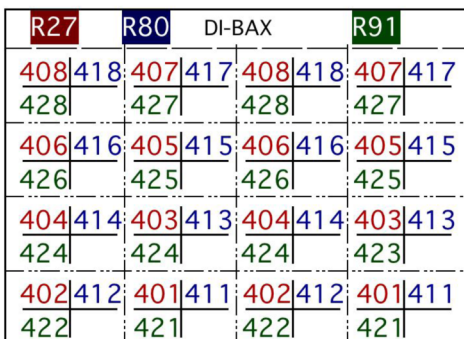
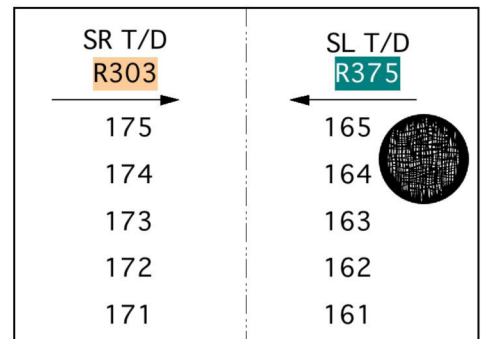
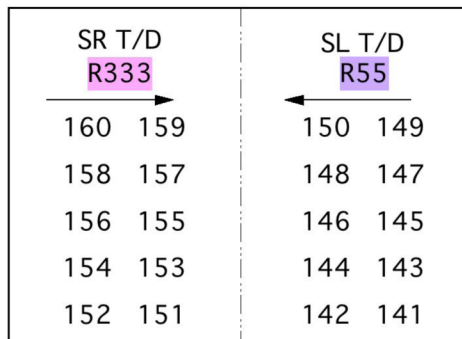
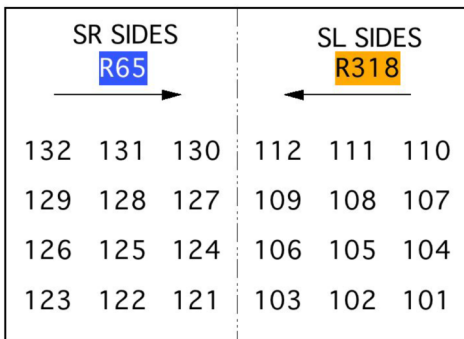
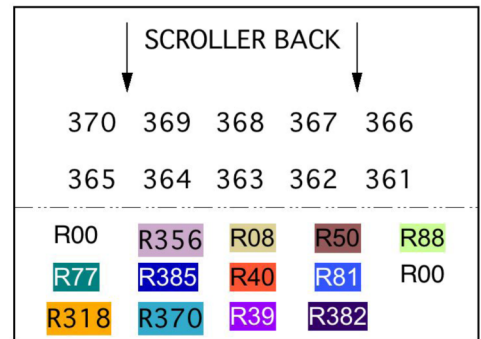
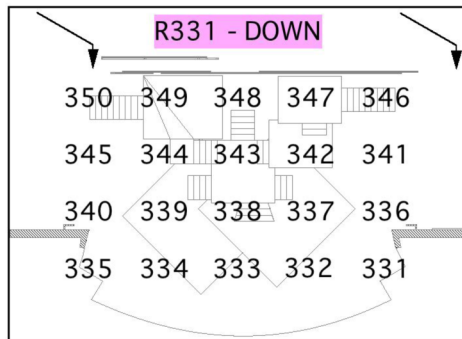
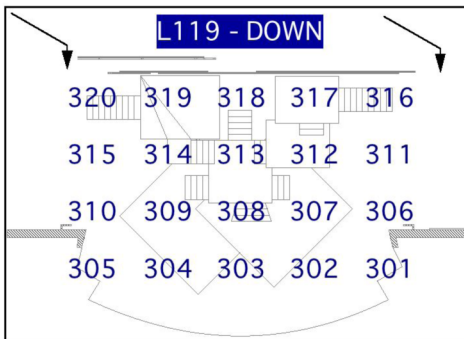
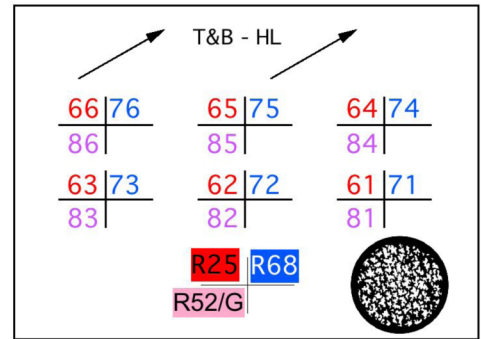
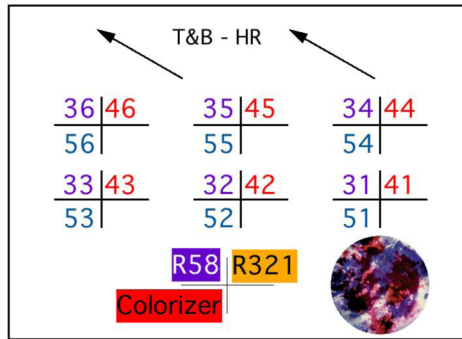
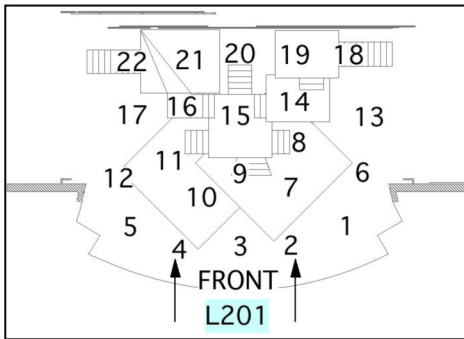


# HAMLET MAGIC SHEET

THE UNIVERSITY OF MONTANA  
MONTANA THEATRE

DIR: GREG JOHNSON



SCREEN GOBO 1 = 701-703  
SCREEN GOBO 2 = 704-706  
SCREEN GOBO 3 = 707-709  
SL SCREEN CB = 601-602  
SR SCREEN CB = 603-604  
CTR SCREEN CB = 605-606

MAC 250 = 801-804  
FRAME LED'S = 611-670  
19° SPC = 531  
R67 US Downs = 371-375  
R20 Explosion BAX = 381  
R88 Fort. BAX = 391  
FOG = 900  
POWER SUPPLIES = 1000 (Parked @ Full)

GROUNDROW = 521-523  
G.DIGGER GOBO = 511-513  
G.DIGGER FRONT = 501-505  
R382 T&B = 91-98  
SL C.WALK = 431  
SL C.WALK = 441  
SR C.WALK = 451  
SR C.WALK = 461